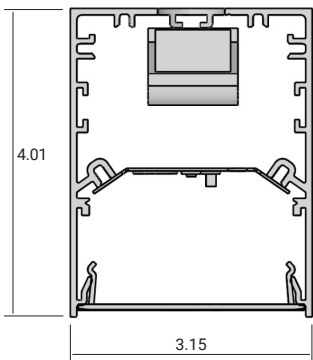
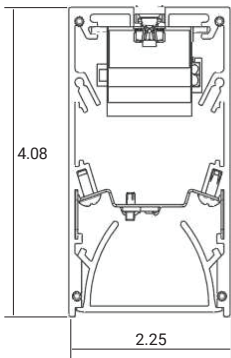



480 | LUPINE

480LP[2,3,4]-P-D | CIRCADIAN LED | DIRECT | PENDANT



FEATURES

- 480 showcases sunlight-inspired, patented engineered-spectrum technology to promote the natural wake-sleep cycle
- Features narrow 2in aperture that enables contemporary design and "lines of light" creation. Illuminated corners and 3in or 4in aperture are also available to match architectural designs.
- Dynamic light matches sunlight as it transitions from alert promoting GoodDay® to blue depleted GoodNight® for evenings to reduce circadian rhythm disruption making it ideal for spaces occupied 24/7, such as senior care, hospitals, and shift work settings.
- The static GoodDay spectrum, available in 5000K, 4000K, 3500K, and 3000K CCT, features a boost in 480nm and is the best solution for daytime intensive applications, such as schools and 9-5 office spaces.
- Intensity and spectrum (for dynamic) are controlled via 0-10V inputs for simple integration with a building's control system.
- Direct source shielding features a snap in diffused acrylic lens .
- Standard lengths of 4ft and 8ft sections are offered. Custom sections in 1ft increments from 2ft to 8ft can also be made available. Please consult with your sales and agents for custom lengths.
- Individual units may be joined end to end to form linear runs reducing installing costs by requiring only a single power drop per linear run (run length restrictions apply).
- Complementary luminaires include LUPINE surface, wall mount and recessed.

SPECIFICATIONS *All data shown is nominal*

SOURCE	
LED	Static GoodDay Engineered Spectrum Dynamic GoodDay & GoodNight Engineered Spectrum
CCT	5000K, 4000K, 3500K, or 3000K GoodDay 2200K or 2700K GoodNight (Dynamic)
Lumen Output	5400Lm GoodDay 5000K
Melanopic/Photopic (M/P) Ratio	0.93 GoodDay 5000K 0.33 GoodNight (Dynamic)
CRI	90 GoodDay 5000K, 4000K, 3500K, 3000K 80 GoodNight (Dynamic)
R9	90 GoodDay 4000K, 3500K, 3000K; 50 GoodDay 5000K 40 GoodNight (Dynamic)
Color Chromaticity	SDCM ≤ 5
LED Lifetime to L80	> 69000 Hrs
OPTICAL	
Lens	Snap in diffuse lens; acrylic
ELECTRICAL	
Input Voltage	120–277V
Frequency	50/60Hz
Power Consumption	40W per 4 Ft
Efficacy @ GoodDay	Up to 87.5Lm/W
Power Factor	≥ 0.9
THD	< 20%
Dimming Range	10–100%
Control Protocol	0–10V, linear
MECHANICAL	
Housing	Extruded aluminum
End Caps	Die cast aluminum; no exposed fasteners
Finish	Low gloss white powder coated
Connectors	Quick connects
Operating Temperature	- 20C / + 45C (tCase)
Cable Suspension	18 in, 36 in, 72 in, 144 in adjustable cable or stem mounts
CERTIFICATIONS & WARRANTY	
Certifications	UL Listed
Environment	Suitable for Damp Locations
Warranty	5 year limited



LUMINAIRE ORDERING

EXAMPLE: 480LP2-P-D L 4 S 22 50 Z MVO WHT; 480LP3-P-D L 4 30 Z MVO WHT

Luminaire Type	Shielding	Length (Nominal)	Position (Field Used For 2" Only)	CCT Channel 1
480LP2-P-D 2" Direct Pendant	L Snap-in Diffuse Lens	4 4 ft	Blank None (for 3" and 4")	Blank None (for static, GoodDay only)
480LP3-P-D 3" Direct Pendant		8 8 ft	I Individual	22 2200K GoodNight
480LP4-P-D 4" Direct Pendant			S Starter	27 2700K GoodNight
			J Joiner	
			E Ender	

CCT Channel 2	Control	Voltage	Finish	Integrated Sensor	Options
50 5000K GoodDay	Z 0-10V (2) Intensity & CCT	MVO 120-277V	WHT Low Gloss White	Blank None	Blank None
40 4000K GoodDay				DAY Daylight Sensor	FF Fuse - Fast Blow
35 3500K GoodDay				OCC Occupancy Sensor	FS Fuse - Slow Blow
30 3000K GoodDay				DOC Daylight & Occupancy Sensor	EC Emergency Circuit
					EB Emergency Battery
					EH Emergency Harness
					EPC Emergency Power Feed Cord
					BC Black Power Cord

POWER FEED & HARDWARE ORDERING

EXAMPLE: (1) SFD-C-9C-FA-36-MVO-GDN, (2) NP-Y-9C-FA-36; (1) Standard power feed with cable and (2) additional suspension cables for a 16ft row

Kit	Suspension Type	Ceiling	Adjustability
SFD Standard Power Feed	C Single Point Cable	HC Hard Ceiling	Blank Stem Mount
ECF Emergency Circuit Feed	S Stem Mount	SC Screw Set Clip	FA Fully Adjustable
NP Non-power Feed		15C 15/16" Tee Clip	
		9C 9/16" Tee Clip	

Length	Voltage	Wiring
18 18 in	Blank Non-power feed	Blank Non-power feed
36 36 in	MVO 120-277V	GDN 0-10V (2) Intensity & CCT
72 72 in		
144 144 in		

END CAP ORDERING

EXAMPLE: 480LP4-P-D EP WHT

Luminaire Type	End Cap Kit	Finish
480LP2-P-D 2" Direct Pendant	EP Cable mount end plate	WHT Low Gloss White
480LP3-P-D 3" Direct Pendant	SEP Stem mount end plate	
480LP4-P-D 4" Direct Pendant		

CORNER ORDERING

EXAMPLE: 480LP4-P-D H9 22 50 Z MVO WHT

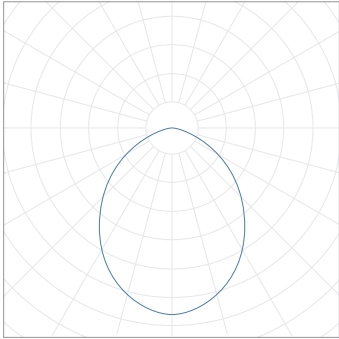
Luminaire Type	Corner Type	CCT Channel 1	CCT Channel 2
480LP2-P-D 2" Direct Pendant	H9 Horizontal	Blank None (for static, GoodDay Only)	50 5000 K GoodDay
480LP3-P-D 3" Direct Pendant		22 2200 K GoodNight	40 4000 K GoodDay
480LP4-P-D 4" Direct Pendant		27 2700 K GoodNight	35 3500 K GoodDay
			30 3000 K GoodDay

Control	Voltage	Finish	Options
Z 0-10V (2) Intensity & CCT	MVO 120-277 V	WHT Low Gloss White	Blank None
			FF Fuse - Fast Blow
			FS Fuse - Slow Blow
			EC Emergency Circuit

PERFORMANCE *All data shown is nominal*

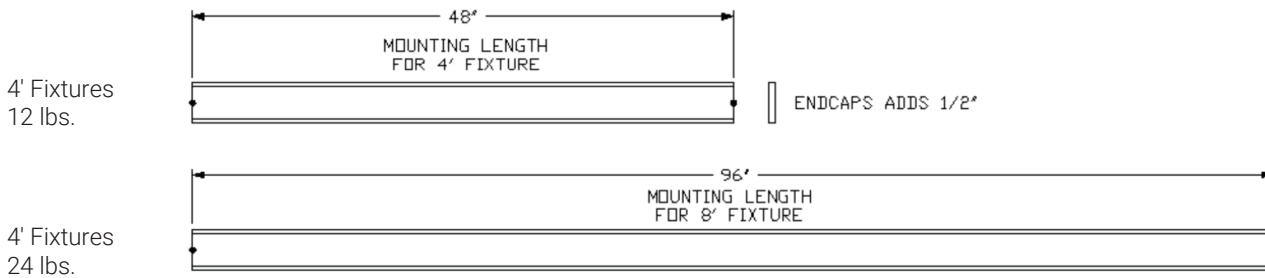
	CCT	M/P Ratio	CRI	R9	Lumen Output (Lm)	Watts (W)	Efficacy (Lm/W)	Lumen Per Foot (Lm/ft)
2 in Lupine	5000K	0.93 ± 0.02	90	50	3400	40W	85	850
	4000K	0.83 ± 0.02	90	90	3230	40W	80	807
	3500K	0.73 ± 0.02	90	90	3140	40W	78	785
	3000K	0.63 ± 0.02	90	90	3060	40W	76	765

CANDELA CURVE

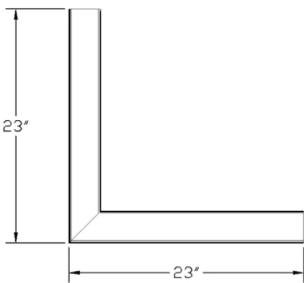


- **Distribution:** 100% DOWN
- **Delivered Lumens:** 3500lm GoodDay (per 4ft), 480LP4-P-D
- **Input Watts:** 40W (per 4ft)
- **Efficacy:** 87.5 lm/W

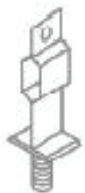
DIMENSIONS



CORNERS



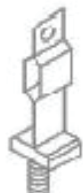
MOUNTING TYPES



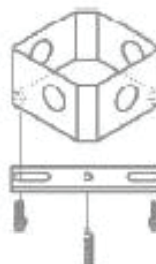
9/16 in
Tee Clip



15/16 in
Tee Clip



Screw Slot
Tee Clip



J Box by Others

Mounting Strap